

**KUNKLE SAFETY AND RELIEF PRODUCTS**  
MODELS 803 AND 818

Non-code Air/Gas Relief Valves



Model 803

**Features**

- Factory sealed to prevent tampering or disassembly.
- Each Kunkle valve is tested and inspected for pressure setting and leakage.

**Technical data****Pressure and Temperature Limits**

**Model 803:**  
1000 to 6000 psig  
-20° to 185°F

**Model 818:**  
120 and 150 psig  
-20° to 300°F

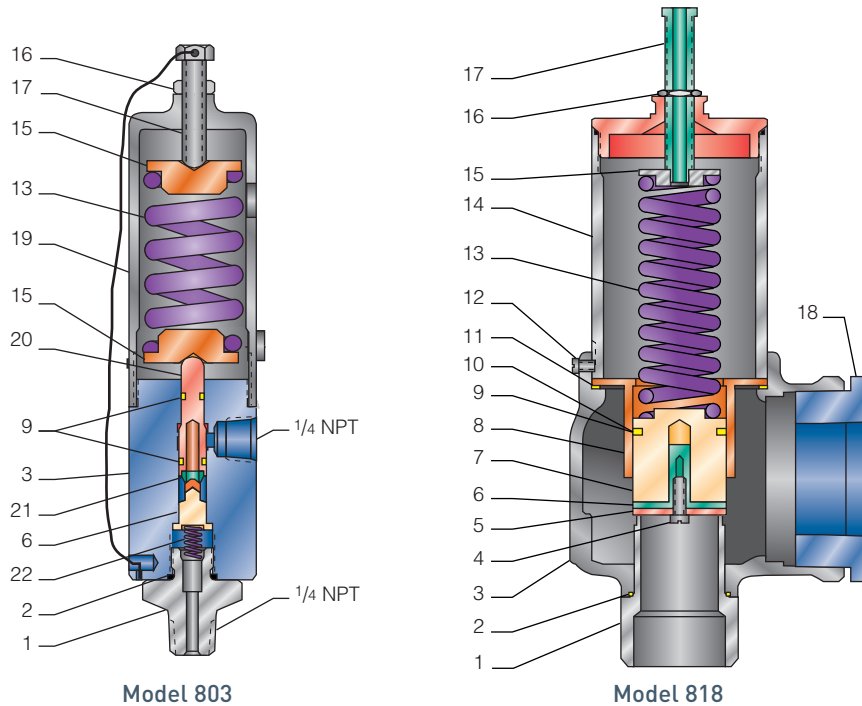
**Applications**

- Small to medium size, single and multi-stage, air compressors, intercoolers, after coolers, instrument/control air lines and systems.
- Air tanks/receivers and pressurized equipment.

# KUNKLE SAFETY AND RELIEF PRODUCTS

MODELS 803 AND 818

## Specifications



### Parts and Materials

No.	Part Name	803	818
1	Nozzle	SS A582-303	SS A582-303
2	O-ring	Teflon®	Viton®
3	Body	Aluminum B211	SS, SA216 Gr. WCB
4	Disc Screw	N/A	SS/Nylon Lock, Brass B16
5	Disc Insert	N/A	Teflon®
6	Bottom Disc	SS A582-303	Brass, B16
7	Disc Holder	N/A	Brass, B16
8	Guide	N/A	SS, A582-416
9	Seal Ring	Teflon®	Plastic
10	O-ring - Seal Ring	N/A	Viton®
11	Body Gasket	N/A	Teflon®
12	Body Set Screw	N/A	Steel, A108
13	Top Spring	Steel A231, Aluminum Coated	SS, 17-7 PH
14	Bonnet	N/A	Steel, SA106 and/or A108
15	Step Spring	Aluminum B211	Brass, B16
16	Jam Nut	SS 18-8	Brass, B16
17	Compression Screw	SS A582-303	Brass, B16
18	Reducer	N/A	Steel, A108
19	Cap	Aluminum B211	N/A
20	Top Disc	SS A582-303	N/A
21	Seat	Kynar®	N/A
22	Bottom Spring	SS A313-302	N/A

### Capacity for Model 803 (SCFM at 60°F, 10% overpressure)

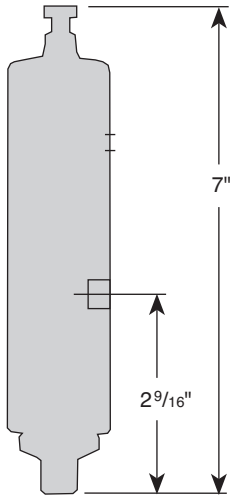
1000 psi	45 SCFM
1200 psi	50 SCFM
1500 psi	55 SCFM
1800 psi	60 SCFM
2000 psi	63 SCFM
2500 psi	70 SCFM
3000 psi	77 SCFM
3500 psi	83 SCFM
4000 psi	90 SCFM
4500 psi	95 SCFM
5000 psi	100 SCFM
5500 psi	104 SCFM
6000 psi	109 SCFM

Consult your sales representative for information about Model 818.

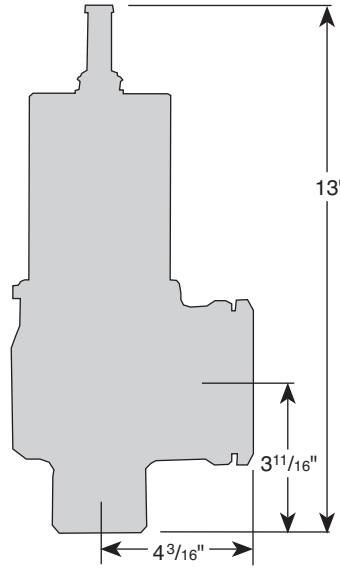
# KUNKLE SAFETY AND RELIEF PRODUCTS

## MODELS 803 AND 818

### Dimensions



Model 803



Model 818

Dimensions are for reference only.

### Ordering

#### Model Number/Order Guide

Model Number Position	1	2	3	4	5	6	7	8	9	10	11	12	13	14	15
Example	0	8	0	3	—	A	0	1	—	N	C	0	0	5	0
<b>Model</b>	0803				A0		1				NC		00		50
<b>Inlet Size</b>	A - 1/4" (Model 803)				H - 2" (Model 818)										
<b>Variation</b>	01 - Catalog standard														
<b>Design Revision</b>	Indicates non-interchangeable revision. - for 803, A for 818.														
<b>Service</b>	N - Non-code air/gas														
<b>Spring Material</b>	C - Steel (Model 803)					M - 631 SS (Model 818)									
<b>Set Pressure</b>	803 - 1000 to 6000										818 - 120 (0120) and 150 (0150)				

**KUNKLE SAFETY AND RELIEF PRODUCTS**  
MODELS 803 AND 818



5500 WAYZATA BLVD # 800, MINNEAPOLIS, MN 55416 [WWW.PENTAIR.COM/VALVES](http://WWW.PENTAIR.COM/VALVES)  
KUNKLE FACILITY PHONE: 1-828-669-3700 • [WWW.KUNKLEVALVE.COM](http://WWW.KUNKLEVALVE.COM)

All Pentair trademarks and logos are owned by Pentair, Inc. All other brand or product names are trademarks or registered marks of their respective owners. Because we are continuously improving our products and services, Pentair reserves the right to change specifications without prior notice. Pentair is an equal opportunity employer.